



Dimension: 111 × 78 × 36mm

Features:

- AC input voltage range selected by switch
- Small volume, low weight, high efficiency
- Protections: short circuit/over load/over voltage
- Cooling by free air convection
- LED indicator for power on
- 100% full load burn-in test
- 1 Years warranty



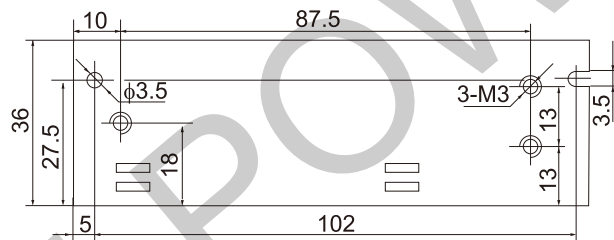
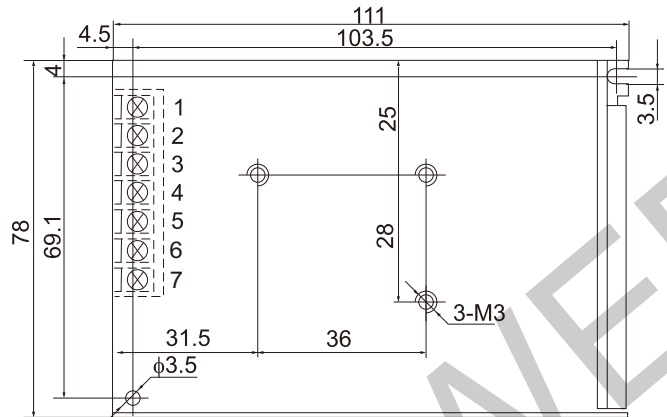
SPECIFICATION

Model		HD-50A		HD-50B		HD-50C	
Output	DC voltage	CH1:5V	CH2:12V	CH1:5V	CH2:24V	CH1:12V	CH2:24V
	Voltage tolerance	± 2%	+3%~-7%	± 2%	+4%~-6%	± 2%	+5%~-7%
	Rated current	4A	1A	2.2A	1A	1A	1A
	Current range	0.5~4A	0.2~1A	0.4~2.2A	0.1~1A	0.3~1A	0.1~1A
	Rated power	32W		35W		36W	
	Ripple&noise	80mVp-p	100mVp-p	80mVp-p	120mVp-p	100mVp-p	120mVp-p
	DC voltage ADJ. range	CH1: -9%~+10%					
	Setup, rise, hold up time	200ms,50ms,30ms/230VAC.					
Input	Voltage range	90 ~ 132VAC/180 ~ 264VAC(Selected by switch) 47 ~ 63Hz, 255 ~ 373VDC					
	AC current	0.8A/115VAC 0.45A/230VAC					
	Efficiency	73%		75%		77%	
	Inrush current	Cold start 18A/115V 36A/230VAC					
	leakage current	< 2mA/240VAC					
Protection	Overload	Rated output power115% ~ 150%Start overload protection					
		Protection type: hiccup mode, auto-recovery after fault condition is removed					
Environment	Working temp, humidity	-10°C ~ +60°C;20% ~ 90%RH(Please refer to "derating curve")					
	Storage temp, humidity	-20°C ~ +85°C;10% ~ 95%RH Non-condensing					
	Withstand vibration	10 ~ 500Hz, 2G 10min./1Cycle, Period for 60min, Each axes					
Safety	Withstand voltage	I/P-O/P: 1.5KVAC I/P-FG: 1.5KVAC O/P-FG: 0.5KVAC					
	Isolation resistance	I/P-O/P: I/P-FG,O/P-FG: 100M Ohms/500VDC					
Fit standard	Safety standard	Fit UL1012					
	EMC Standard	Fit EN55022, CLASSA					
Others	Dimension	0.27kg 111*78*36mm (L*W*H)					
	Weight	0.27kg/50pcs/14kg/0.96CUFT					

- Note: 1. All parameters NOT specially mentioned are measured at 230VAC input, rated load and 25°C of ambient temperature.
 2. Ripple & noise are measured at 20MHz of bandwidth by using a 12" twisted pair-wire terminated with a 0.1uf & 47uf parallel capacitor.
 3. Tolerance : includes set up tolerance, line regulation and load regulation.

Mechanical specification

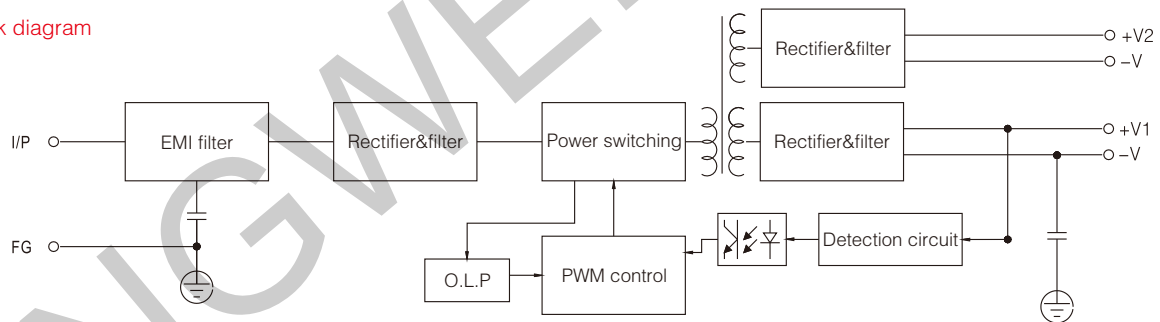
Unit:mm



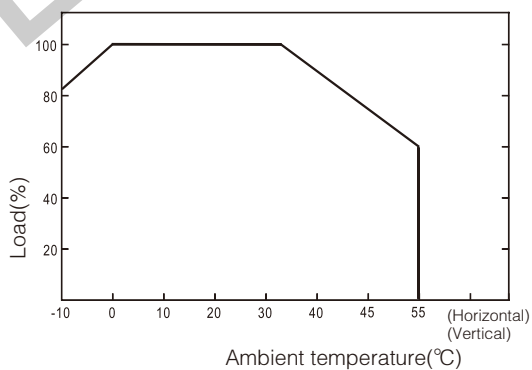
Terminal Pin No.Assignment

Pin No.	Assignment	Pin No.	Assignment
1	AC/L	4	DC OUTPUT +V2
2	AC/N	5	DC OUTPUT -V
3	FG	6	DC OUTPUT -V
		7	DC OUTPUT +V1

Block diagram



Derating curve



Static characteristic

