

Dimension: 159 × 97 × 38mm

Features:

- AC input voltage range selected by switch
- Small volume, low weight, high efficiency
- Protections : short circuit/over load/over voltage
- Cooling by free air convection
- LED indicator for power on
- 100% full load burn-in test
- 2 Years warranty



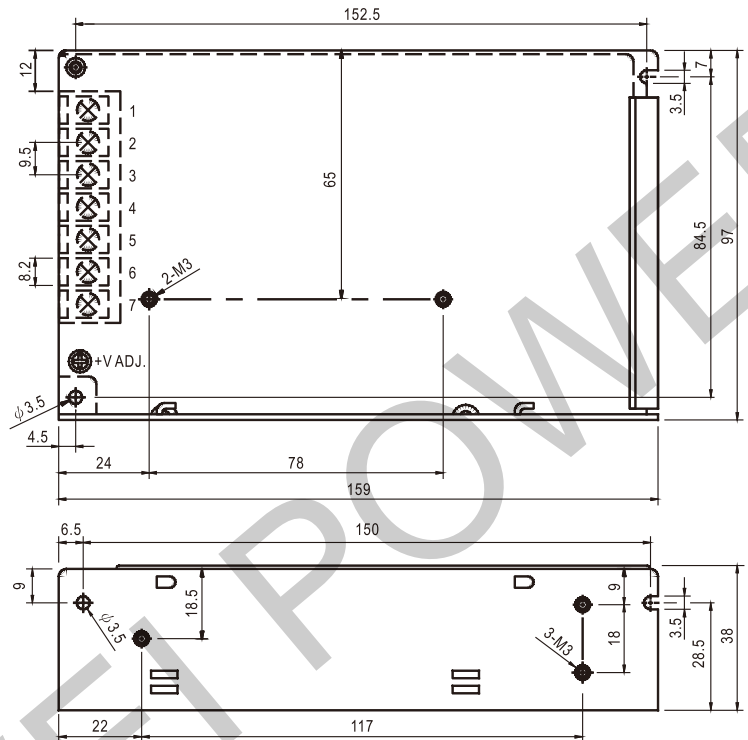
SPECIFICATION

Model		HS-120-12	HS-120-15	HS-120-24	HS-120-48
Output	DC voltage	12V	15V	24V	48V
	Voltage tolerance	± 1%	± 1%	± 1%	± 1%
	Rated current	10A	8A	5A	2.5A
	Current range	0 ~ 10A	0 ~ 8A	0 ~ 5A	0 ~ 2.5A
	Rated power	120W	120W	120W	120W
	Ripple&noise	100mVp-p	120mVp-p	150mVp-p	200mVp-p
	DC voltage ADJ. range	-9% ~ +10%	± 10%	± 10%	± 10%
Setup, rise, hold up time		600ms,20ms,24ms/230VAC. 1000ms,30ms,20ms/115VAC			
Input	Voltage range	90 ~ 132VAC/180 ~ 264VAC 47 ~ 63Hz(Selected by switch), 254 ~ 373VDC			
	AC current	2.8A/115VAC	1.4A/230VAC		
	Efficiency	82%	83%	85%	86%
	Inrush current	Cold start 18A/115V 36A/230VAC			
	leakage current	< 3.5mA/240VAC			
Protection	Overload	Rated output power110% ~ 135%Start overload protection Protection type: hiccup mode, auto-recovery after fault condition is removed			
	Over voltage	15.6 ~ 17.8V	18.6 ~ 20.8V	30.6 ~ 33.2V	54.8 ~ 56.6V
	Protection type: hiccup mode, auto-recovery after fault condition is removed				
Environment	Working temp, humidity	-10°C ~ +60°C;20% ~ 90%RH(Please refer to "derating curve")			
	Storage temp, humidity	-20°C ~ +85°C;10% ~ 95%RH Non-condensing			
	Withstand vibration	10 ~ 500Hz, 2G 10min./1Cycle, Period for 60min, Each axes			
Safety	Withstand voltage	I/P-O/P: 1.5KVAC I/P-FG: 1.5KVAC O/P-FG: 0.5KVAC			
	Isolation resistance	I/P-O/P: I/P-FG,O/P-FG: 100M Ohms/500VDC			
Fit standard	Safety standard	Fit UL1012			
	EMC Standard	Fit EN55022, CLASSA			
Others	Dimension	0.48kg 159*97*38 (L*W*H)			
	Weight	0.48kg/45pcs/22.5kg/1.45CUFT			

Note: 1. All parameters NOT specially mentioned are measured at 230VAC input, rated load and 25°C of ambient temperature.
 2. Ripple & noise are measured at 20MHz of bandwidth by using a 12" twisted pair-wire terminated with a 0.1uf & 47uf parallel capacitor.
 3. Tolerance : includes set up tolerance, line regulation and load regulation.

Mechanical specification

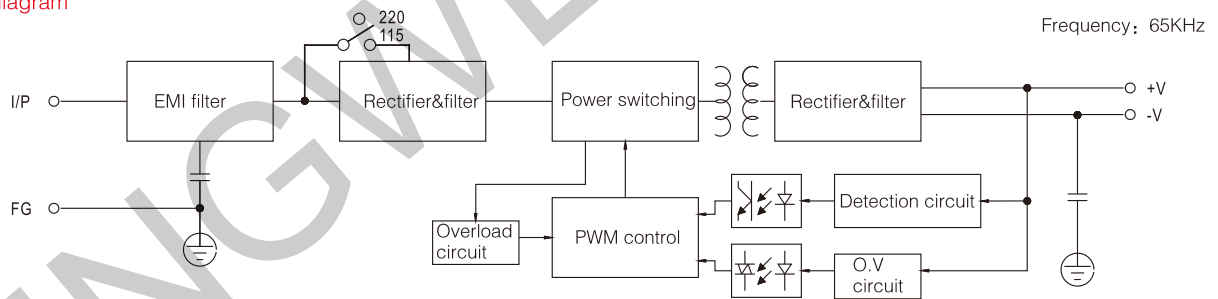
Unit:mm



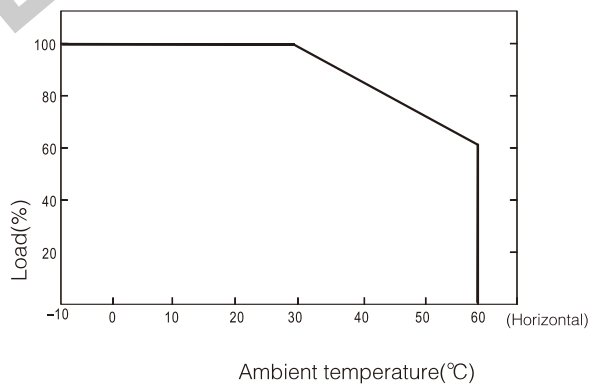
Terminal Pin No. Assignment

Pin No.	Assignment	Pin No.	Assignment
1	AC/L	4 ~ 5	DC OUTPUT -V
2	AC/N	6 ~ 7	DC OUTPUT +V
3	FG		

Block diagram



Derating curve



Static characteristic

