



**Features:**

- Small volume, low weight, high efficiency
- Protections : short circuit/over load/over voltage/over temp
- Built-in cooling DC fan
- LED indicator for power on
- Can be used parallel connection
- 100% full load burn-in test
- 1 Year warranty

**SPECIFICATION**

Dimension: 247 × 127 × 63.5mm



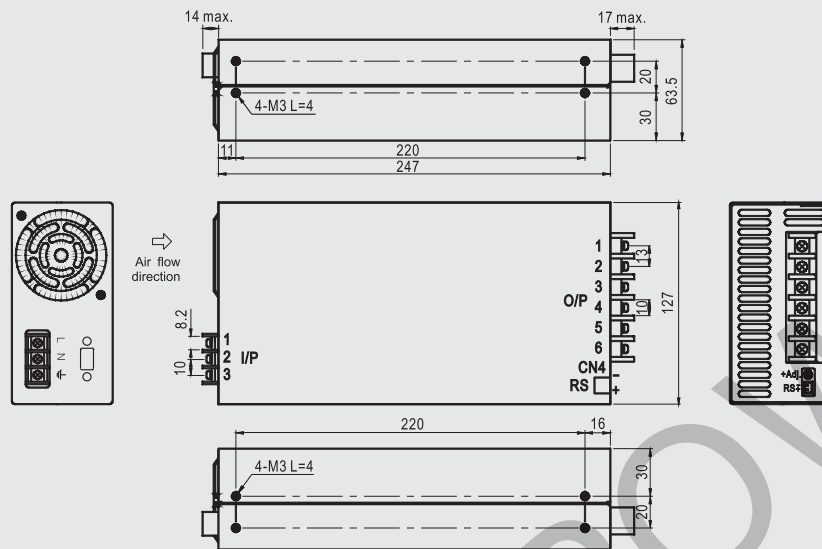
Model		SC-800-12	SC-800-15	SC-800-24	SC-800-27	SC-800-36	SC-800-48
Output	DC voltage	12V	15V	24V	27V	36V	48V
	Voltage tolerance	± 1%	± 1%	± 1%	± 1%	± 1%	± 1%
	Rated current	66A	53A	33A	29.5A	22A	16.5A
	Current range	0 ~ 66A	0 ~ 53A	0 ~ 33A	0 ~ 29.5A	0 ~ 22A	0 ~ 16.5A
	Rated power	792W	795W	792W	796W	792W	792W
	Ripple&noise	200mVp-p	200mVp-p	240mVp-p	240mVp-p	300mVp-p	300mVp-p
	DC voltage ADJ. range	-9% ~ +10%	± 10%	± 10%	-9% ~ +10%	± 10%	± 10%
Setup, rise, hold up time		1000ms,50ms,20ms/230VAC					
Input	Voltage range	180 ~ 264VAC 47 ~ 63Hz, 254 ~ 373VDC					
	AC current	16A/115V 8A/230VAC					
	Efficiency	80%	81%	84%	82%	83%	84%
	Inrush current	Cold start 25A/115V 50A/230VAC					
	leakage current	< 3.5mA/240VAC					
Protection	Overload	Rated output power 115% ~ 135% Start overload protection protection type: cutoff output, recovery after restart power					
	Over voltage	15 ~ 16V	18 ~ 19V	27 ~ 29V	33 ~ 35V	43 ~ 45V	56 ~ 58V
	Over temperature	≥85°C ± 5°C(TSW1 detect on heatsink of power transistor) Protection mode: cutoff output, auto-recovery after temperature become normal					
Environment	Working temp, humidity	-10°C ~ +60°C; 20% ~ 90%RH (Please refer to "derating curve" )					
	Storage temp, humidity	-20°C ~ +85°C; 10% ~ 95%RH Non-condensing					
	Withstand vibration	10 ~ 500Hz, 2G 10min./1Cycle, Period for 60min, Each axes					
Safety	Withstand voltage	I/P-O/P: 1.5KVAC I/P-FG: 1.5KVAC O/P-FG: 0.5KVAC					
	Isolation resistance	I/P-O/P: I/P-FG,O/P-FG: 100M Ohms/500VDC					
Fit standard	Safety standard	Fit UL1012					
	EMC Standard	Fit EN55022, CLASSA					
Others	Weight	2.1kg 247*127*63.5 ( L*W*H )					
	Packing	2.1kg/8pcs/18kg/0.9CUFT					

Note: 1. All parameters NOT specially mentioned are measured at 230VAC input, rated load and 25°C of ambient temperature.

2. Ripple & noise are measured at 20MHz of bandwidth by using a 12" twisted pair-wire terminated with a 0.1uf & 47uf parallel capacitor.

3. Tolerance : includes set up tolerance, line regulation and load regulation.

Mechanical specification  
Unit:mm



AC input terminal

Pin No.	Assignment
1	AC/L
2	AC/N
3	FG $\perp$

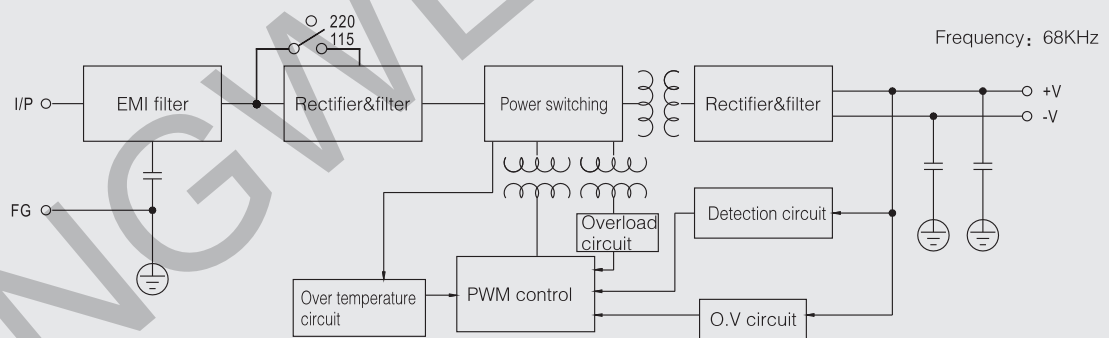
DC output terminal

Pin No.	Assignment
1~3	+V
4~6	-V

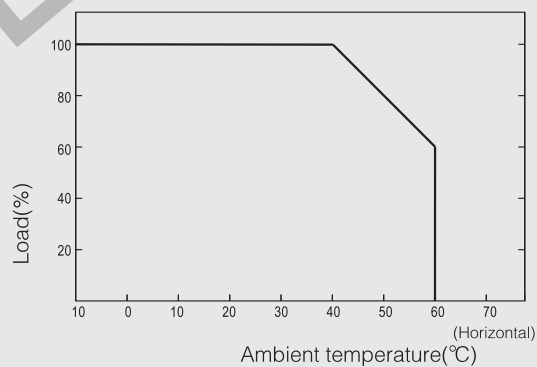
RS connector(CN4): JST B-XH or equivalent

Pin No.	Assignment	mating housing	terminal
1	+S	JST XHP or equivalent	JST SXH-001T or equivalent
2	-S		

Block diagram



Derating curve



Static characteristic

